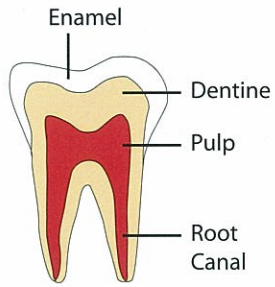




Root Canal Treatment

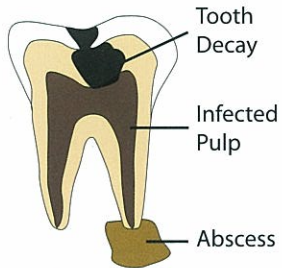
You may have been told you need a root canal treatment by your dentist. Here is some information to help you understand better the treatment you are about to receive.

What is a healthy tooth?



A tooth consists of a crown and one or more roots. The roots anchor the tooth in the jawbone. Within the tooth is the pulp, which contains nerves and blood vessels that nourish the tooth.

Why do I need a root canal treatment?



When very severe decay occurs, and the tooth's pulp becomes infected or inflamed, it may cause very severe pain and lead to infection of the tissues surrounding the root tip. It is

for these reasons that your dentist may be advising you to have a root canal treatment done. Other causes that lead to a diseased pulp include trauma, gum disease or a cracked tooth.

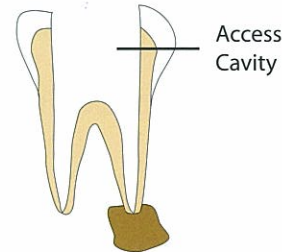
Root Canal Treatment

What is a root canal treatment and how is it done?

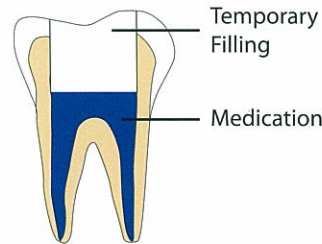
Root canal or endodontic treatment removes the infected or damaged pulp from the diseased tooth.

After that, the hollow pulp chamber and root canals are cleaned, filled and sealed.

1. An opening is made into the pulp chamber through the crown of the tooth.

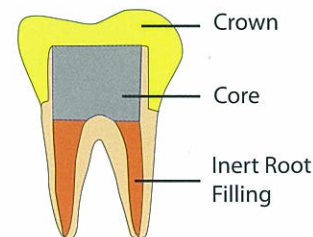


2. The pulp is removed from the pulp chamber and the root canals. The canals are then cleaned and disinfected.



Medication may be placed in the canals and the tooth sealed temporarily until the next appointment.

3. The canals are flushed clean, filled with an inert material and the access opening covered with a permanent filling.



In many cases, a crown is placed on the tooth.

Root Canal Treatment

What else do I need to know?


Root Canal Treatment can sometimes be completed in one visit but often several visits are needed.

During root canal treatment, X-rays need to be taken to assess the lengths and positions of the canals.

After root canal treatment, the tooth may be a little more brittle. So often, a crown is placed over it. In some cases with badly damaged teeth, a post is inserted into a root canal to retain the core and crown.

Proper care includes regular brushing, flossing, proper diet and six-monthly dental check-ups.

These patient education leaflets are kindly sponsored by:



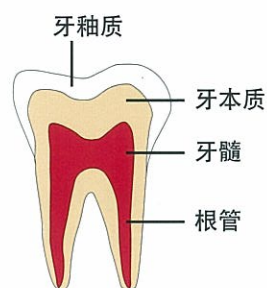


什么是根管治疗?

前言

牙医建议您接受根管治疗以保存您病坏的牙齿。在了解治疗过程以前，须对牙齿的基本结构与并装有下认识。

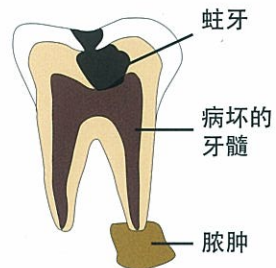
健康的牙齿



牙齿的外在结构主要分为牙冠和牙根。牙根将牙齿牢牢固定在牙床上。因而在结构包含了珐琅质，本质，根管和牙髓。牙髓是由神经系统和微血管组成的。

病坏的牙齿

蛀牙往往是导致牙髓受损或受感染的主要原因。其他原因还包括撞伤，或严重的牙床疾病。



根管治疗

什么是根管治疗?

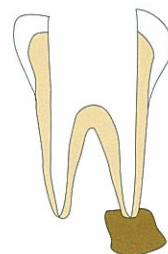
根管治疗是将牙齿内受感染的牙髓清除，然后将根管加以洁净，填补和密封。

根管治疗的好处

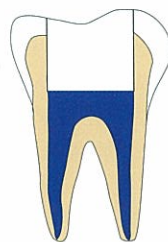
此治疗可以避免病坏的牙齿遭拔除，已致咀嚼功能或外貌受损。牙齿在治疗后虽然已被除去牙髓，但仍旧牢牢固定在牙床上。

根管治疗法的步骤

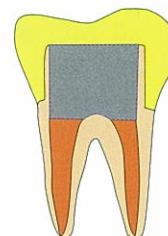
1. 在牙冠钻孔。



2. 除去牙髓后，将根管洁净，并加以消毒。



3. 用中性物把牙管填满后，在把孔道用永久性修复物覆盖。治疗后的牙齿往往因为结构脆弱而须作牙冠来进行修复。



根管治疗

根管治疗的替代法

拔牙是唯一的替代法。拔了牙之后，若不镶假牙或牙桥，将导致邻牙移位而造成咀嚼和洁牙的困难。牙龈病和蛀牙将随后产生。

根管治疗

整个疗程可长达一次到数次不等。由于后牙的根管细统较复杂，因此疗程的时间便较长。在疗程中，牙医通常会采用X-光技术来测量根管的长度和位置。

总结

根管治疗后的牙齿虽然较脆弱，但适当的修复和护理将使您受用不尽。这护理包括正确的刷牙和永牙线的方式，适当的饮食和定期到牙医那检查。若有疑虑，尽请向牙医询问。

此教育传单是由  所提供